

Navigating Nashville's Transit Future: Data Insights and Priorities




**NETWORK FOR
SUSTAINABLE
SOLUTIONS**




Jessica Dauphin

President and CEO




Madeline Roberson

Engagement Manager



**NETWORK FOR
SUSTAINABLE
SOLUTIONS**

2023 OVERVIEW



16

**in-person
listening sessions**

400+

total attendees

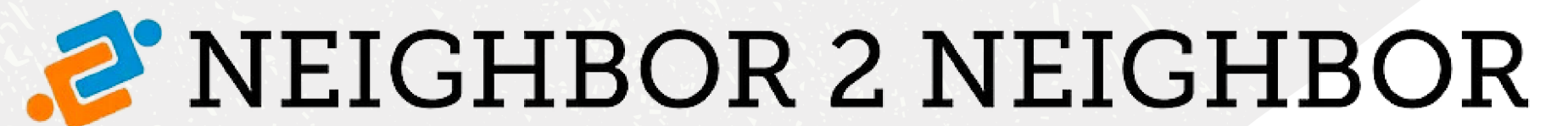
710+

**responses to our
online survey**

1500+

**Nashvillians
engaged about
transit**

Transit Together Partners





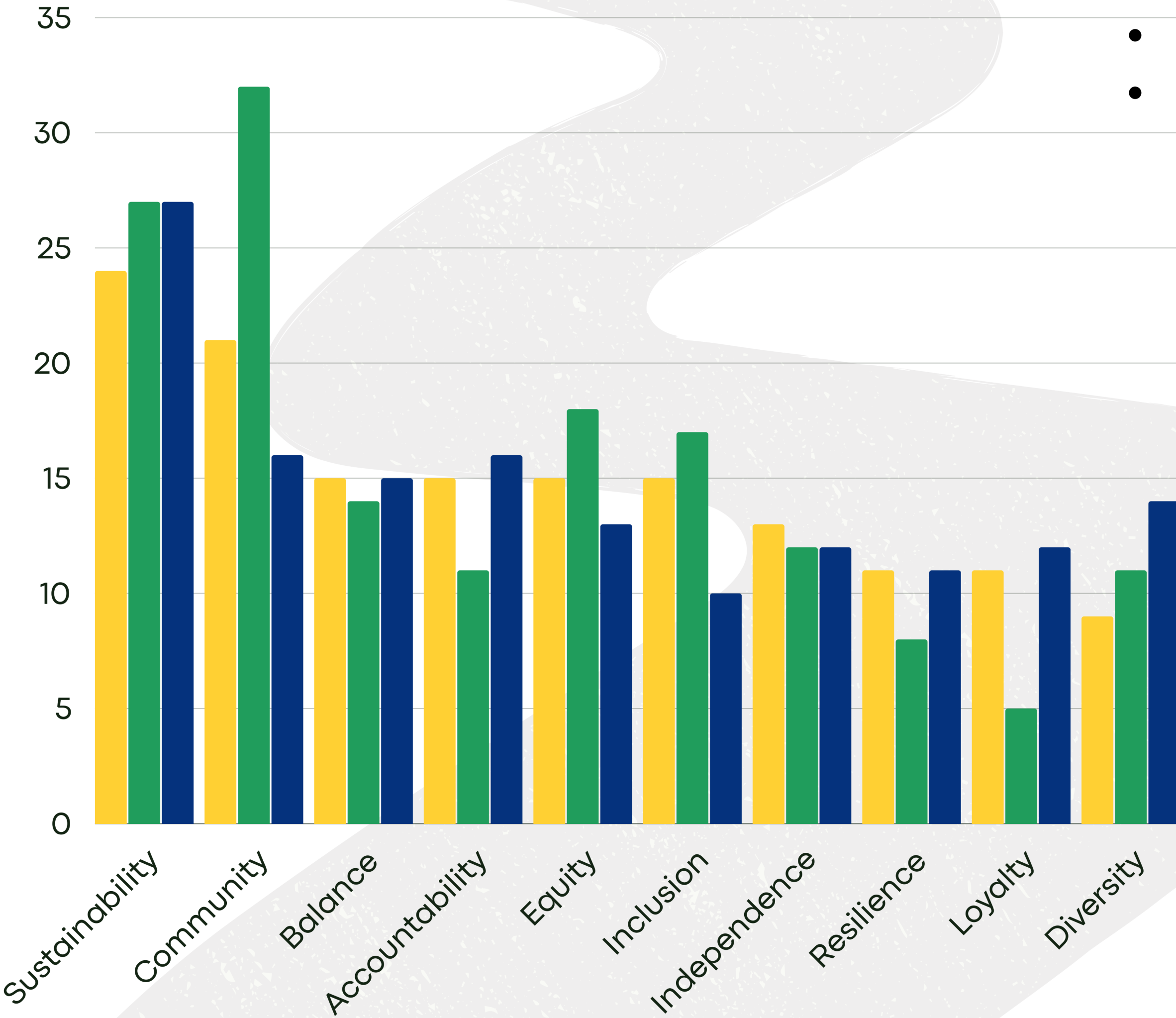
Transit Together
Participants

Core Values

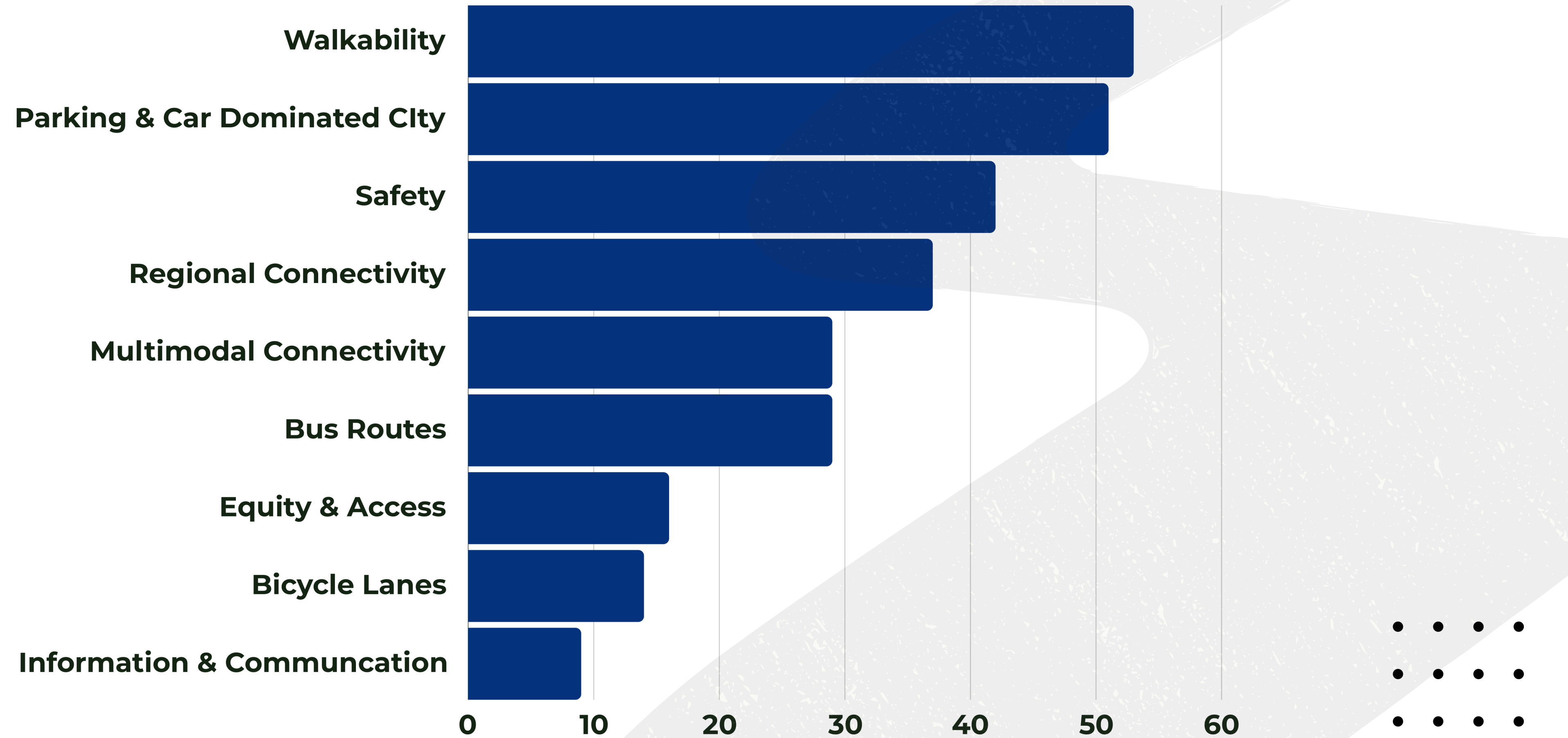
Overall

Ages 22-45

Ages 65+



Top Mobility Challenges

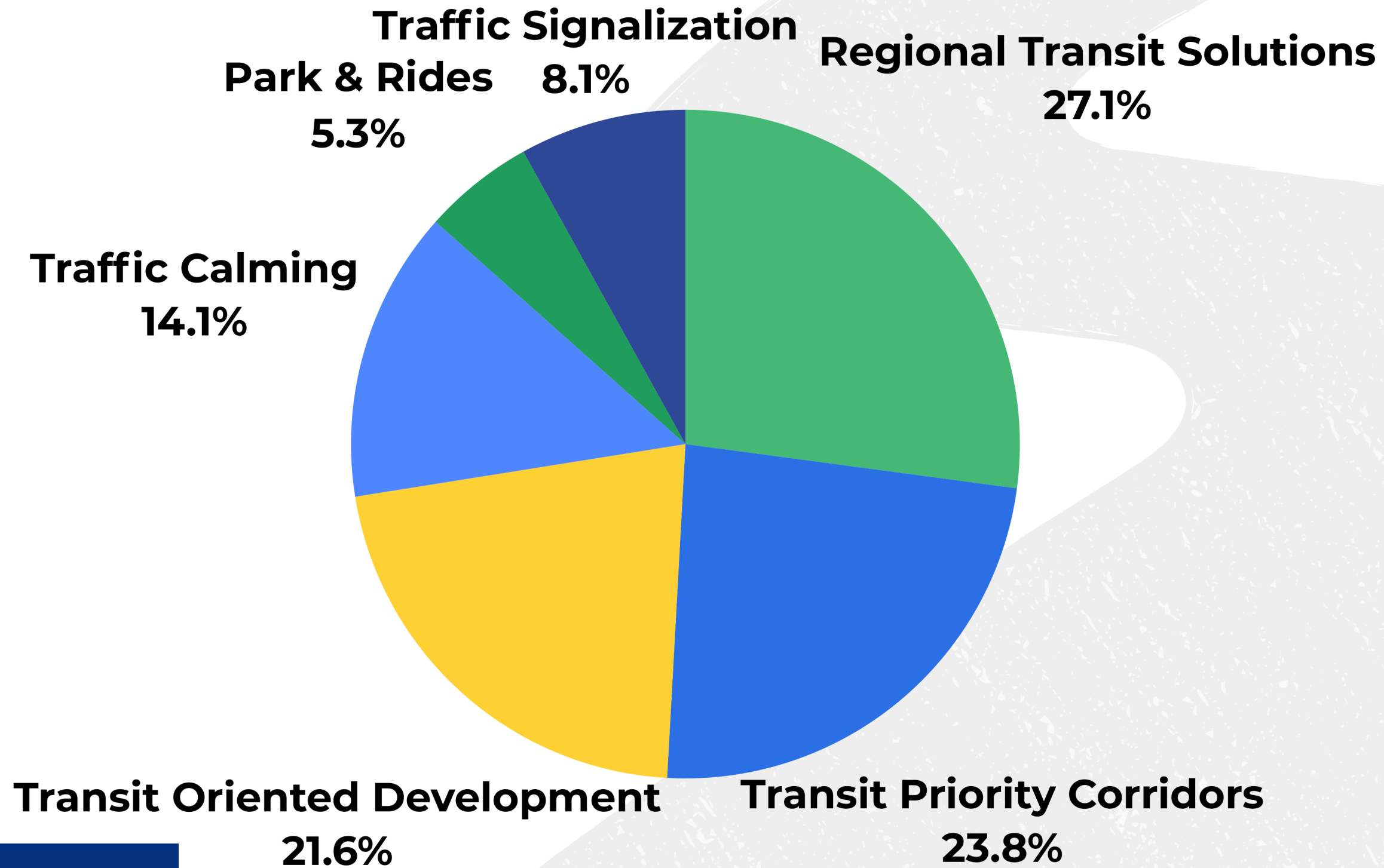


Top Mobility Challenges- Income Comparison

<\$49k	\$50k-\$99k	\$100k+
Walkability	Parking & Car Dominated City	Walkability
Safety	Walkability	Parking & Car Dominated City
Bus Routes	Regional Connectivity	Safety
Parking & Car Dominated City	Safety	Regional Connectivity

We asked participants: How would you spend \$100 on transit solutions?

What Transit Solutions Would You Fund




What Transit Solutions Would You Fund- Income Comparison

< \$49	\$50k-\$99k	\$100k+
Higher Frequency Bus Routes (\$13.00)	Transit Oriented Development (\$14.60)	Regional Transit Solutions (\$14.90)
Transit Priority Corridors (\$11.30)	Regional Transit Solutions (\$13.70)	Pedestrian Infrastructure (\$13.30)
Neighborhood Mobility Hubs (\$10.50)	Transit Priority Corridors (\$9.50)	Transit Priority Corridors (\$12.40)
Crosstown Routes (\$9.50)	Crosstown Routes (\$7.50)	Transit Oriented Development (\$8.80)

We asked participants: How would you rank the importance of these transit solutions?

Rank these Transit Solutions

Advanced Transit Solutions



Bus Connectivity and Frequency



Infrastructure and Safety



Education, Enforcement, and Compliance



Technology and Ease of Use



Public Engagement

**Most Prioritized-%
Ranked in Top 3**

**Least Prioritized-%
Ranked in Bottom 3**

0% 10% 20% 30% 40% 50% 60% 70%



What Our Participants are Saying

“I want to spend my money in Nashville. I just can’t get here.”

-TN Disability Coalition participant

“It feels like I’m taking my life in my own hands when I cross West End and 31st”

-Vanderbilt Move VU participant

“I can’t rely on public transportation, which means my employment and income opportunities are very limited”

-Civic Design Center participant



<19%

Sidewalk coverage in Nashville



#2

Most car-dependent city in the US



#1



City with the worst commute in the US

RECENT HEADLINES



WE ASKED ABOUT FREE/ZERO FARES

**8 out of 10 Nashvillians think
that free fare would positively
affect the community**



Our Recommendations



Nashvillians value sustainability, equity, and community over everything else.

Nashvillians care about their environment, their community, and their neighbors and want to see solutions implemented to improve them.



Nashvillians want to see Advanced Transit Solutions implemented.

The most discussed solutions were Transit Priority Corridors/Bus Only Lanes, Regional Transit Solutions, and TOD.

A winning plan centers community engagement.


If this is going to work, we need to be able to communicate this plan effectively to our community through engagement.

Next Steps



Red Pill or Blue Pill?

Referendum Choose One: 2024, 2026, or 2028?



Community Engagement

Community engagement needs to be front and center, whatever route we decide. We must engage and inform the residents of Nashville along the way.

Collaboration + Implementation

We want to continue to work to build a community-led plan.



Thank You.